


Wednesday 24<sup>th</sup> June

Daily activities

# Active June!

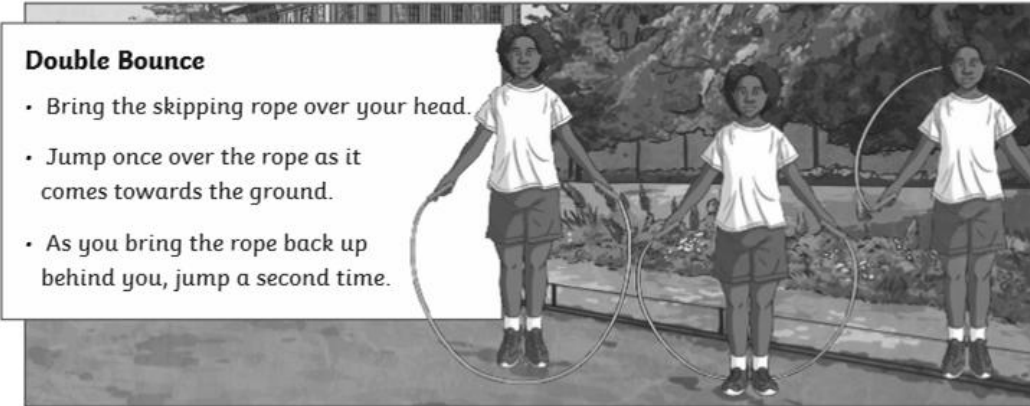
Monday	Tuesday	Wednesday	Thursday	Friday	Saturday	Sunday
1 Do some <b>sit ups</b> : Bronze: 10 sit ups Silver: 20 sit ups Gold: 40 sit ups	2 Do some <b>star jumps</b> : Bronze: 20 times Silver: 30 times Gold: 50 times	3 Practise <b>balancing</b> on <b>right</b> leg: Bronze: 1 minute Silver: 2 minutes Gold: 3 minutes	4 Practise <b>balancing</b> on <b>left</b> leg: Bronze: 1 minute Silver: 2 minutes Gold: 3 minutes	5 Have a <b>jog</b> around: Bronze: 5 minutes Silver: 10 minutes Gold: 15 minutes	6 Create your <b>own throwing and catching game!</b>	7 <b>Teach</b> the people at home <b>your game</b> and see who scores the most points!
8 Do some <b>burpees</b> : Bronze: 10 burpees Silver: 15 burpees Gold: 20+ burpees	9 Try and do some <b>mountain climbers</b> : Bronze: 10 times Silver: 20 times Gold: 30+ times	10 Carefully try and do a <b>plank</b> : Bronze: 30 seconds Silver: 45 seconds Gold: 60+ seconds	11 See how many <b>tuck jumps</b> you can do in a row: Bronze: 10 jumps Silver: 20 jumps Gold: 30 jumps	12 <b>Push ups!</b> Bronze: 10 push ups Silver: 15 push ups Gold: 20+ push ups	13 Use a pack of cards and <b>create a game involving different exercises</b> and the different suits!	14 <b>Compete against someone at home</b> to see who can complete more exercises in a given time.
15 Try and do some <b>crunches</b> : Bronze: 10 crunches Silver: 20 crunches Gold: 30 crunches	16 Do some <b>lunges</b> on both legs: Bronze: 10 each leg Silver: 20 each leg Gold: 30 each leg	17 Do a <b>wall sit</b> – remember, stay still: Bronze: 20 seconds Silver: 30 seconds Gold: 45 seconds	18 <b>Squat</b> – count how many squats you can safely do in a minute: Bronze: 10 squats Silver: 15 squats Gold: 20+ squats	19 <b>High knees</b> – Keep going without stopping Bronze: 30 seconds Silver: 50 seconds Gold: 1+ minute	15 Challenge yourself to <b>learning some new yoga posts</b> – watch a Youtube video to help.	16 Practise those yoga skills your learned and <b>see if you can balance for longer</b> than you did yesterday.
22 Try doing some <b>scissor kicks</b> : Bronze: 30 seconds Silver: 45 seconds Gold: 60+ seconds	23 Do some <b>shuttle runs</b> : Bronze: 15 runs Silver: 30 runs Gold: 50 runs	24 <b>Hop</b> on the spot: Bronze: 10 each leg Silver: 25 each leg Gold: 50 each leg	25 <b>Hopscotch</b> until you need to stop Bronze: 30 seconds Silver: 45 seconds Gold: 2 minutes	26 Try safely to do some <b>jump squats</b> in a minute: Bronze: 10 squats Silver: 15 squats Gold: 20+ squats	27 Go outside and be active with someone from your house. <b>Go for a run or a walk!</b>	28 Use your outdoor time to <b>jump</b> over things, <b>balance</b> along things and <b>move</b> in different ways.
29 Try <b>hurdling</b> over something (or just jumping!): Bronze: 1 minute Silver: 3 minutes Gold: 5 minutes	30 <b>Step jumps</b> – find a step and jump up and down on it safely: Bronze: 10 times Silver: 20 times Gold 40+ times	<p><b>Let's get active in June!</b>  <b>Try each of these activities with the people you're with!</b>  <b>Challenge yourself to get as many bronze/silver/golds as you can! Keep track and celebrate your achievements!</b>  <b>Remember it is important to stay active and healthy!</b></p>				

# Daily Physical Exercise



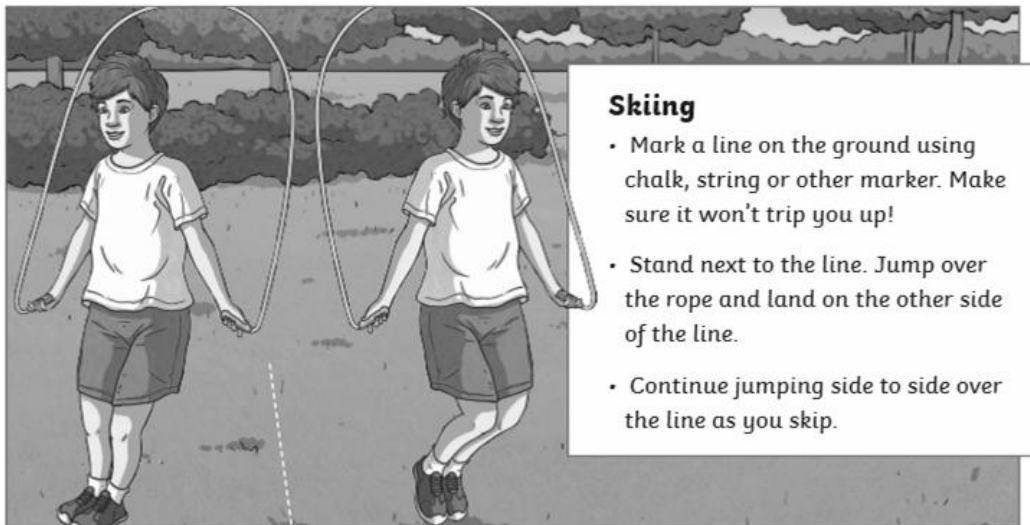
## Single Bounce

- Bring the skipping rope over your head.
- Jump once over the rope as it comes towards the ground.
- You could try skipping in time to a favourite piece of music!



## Double Bounce

- Bring the skipping rope over your head.
- Jump once over the rope as it comes towards the ground.
- As you bring the rope back up behind you, jump a second time.



## Skiing

- Mark a line on the ground using chalk, string or other marker. Make sure it won't trip you up!
- Stand next to the line. Jump over the rope and land on the other side of the line.
- Continue jumping side to side over the line as you skip.

If you have a skipping rope at home, you could try this skipping workout as a way of getting active today. The children that are in school have access to skipping ropes and they've enjoyed using them to practise their skipping as well as to play socially distanced games, so I may suggest they do this in school too-I may even join them!

# Reading at home

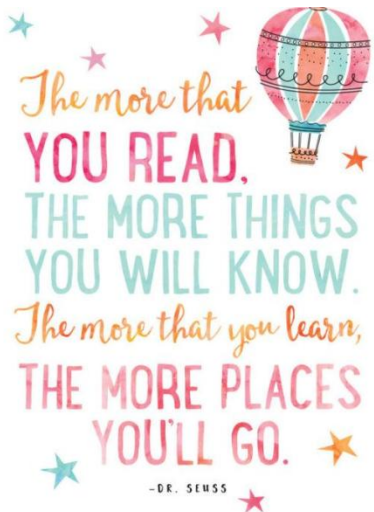
You should still be aiming to read for *at least 20 minutes everyday*.

If you're running out of reading material at home, there are lots of books that you can read or listen to online for free! Two websites we would recommend to do this are: <https://readon.myon.co.uk/> and <https://stories.audible.com/start-listen>

Remember, you can now take Accelerated Reader quizzes from home by using this link [Howley Grange Renaissance at home](#) and logging on as usual using your username and password.

To check that the book you are reading has a quiz, you can check it using on [Accelerated Reader Bookfinder](#). It's okay to read books which haven't got a quiz - just keep a record of what you have read.

Keep reading and exploring new worlds and adventures!



# English: Word Class Wednesday

Don't worry we won't do this every Wednesday between now and the end of term but when I've been teaching the children that are in school recently it seemed that word classes are something that many of us would still benefit from revisiting. I totally get why as the English language can be incredibly confusing!

Revision-just checking you still can...

## W.A.L.T: identify which word class words belong to.

We have explored word classes both in school (often as part of our warm ups in English) and as part of home learning more recently, particularly last week, but today we're going to identify various words from an extract of Chapter 3: Trapdoor Treasure Trove and decide which word class they belong to.

Before you begin the task, take a look at the next 3 slides to remind you about word classes- you do not need to print them-they haven't been designed to be printed.





# Adverb

Adverbs **describe** a verb, adjective, another adverb or a whole sentence and usually end in 'ly'.



Examples:

She laughed **loudly**.

We are always told to eat **healthily**.

twinkl



# Adjective

Adjectives **describe** a noun.



Examples:

The cheese was rather **smelly**!

The pancakes were **hot** and **delicious**.

twinkl



# Verb

Verbs can be **action words**, e.g. dancing, to think or said. They can also show a state of being, e.g. is, am, was or were. Every sentence needs to include a verb.



Examples:

She **ran** to school.

They **had** a really good time **talking** to each other.

twinkl



# Conjunction

Conjunctions **join** sentences or clauses.



Examples:

The sweets were sour **but** tasty.

I used my banknote **because** I had no change.

twinkl





# Pronoun

Pronouns take the place of a noun.

Examples:

I bought a pet tortoise.  
She played football every week.



twinkl



# Noun

Nouns are people, places, things or animals.

Examples:

My teacher wears a tie in school every day.



twinkl



# Proper Noun

Proper nouns are the names of specific people, things and places. They always start with a capital letter.

Examples:

I am going to Germany with Alice on Friday.



twinkl



# Determiner

Determiners tell you whether something is known or unknown.

Example:

I put the spoon down on a table. That team has some big players.



twinkl





# Preposition

Prepositions are where or when something is in relation to something else. Usually followed by a noun.



Examples:  
He looks inside the box that was beside the door.



Task: Now that you have reminded yourselves of some of the word classes and examples of words belonging to each word class, look at the extract from the story: History Hackers: Roman Rescue on the following slide. Sort the circled words according to their word class. You may choose to print this slide and complete the table below or alternatively, draw your own table, similar to the one below, and fill it in. I have done the first one for you. As you know by now, you'll find the answers at the end of the presentation-no cheating though!

Extension: complete the colour by word class on slide 11.

<u>Adverb</u>	<u>Adjective</u>	<u>Verb</u>	<u>Conjunction</u>	<u>Noun</u>	<u>Pronoun</u>	<u>Proper noun</u>	<u>Determiner</u>	<u>Preposition</u>
	Secret							

the second ladder and was now kneeling on the floor of the secret room. "It's like some kind of vault."

Excitement sent giddy butterflies fluttering in Tilda's stomach. As she scabbled to join her brother, the sights that greeted her struck like a freeze-ray.

Charlie had been wrong. This wasn't a vault at all. This was more like a treasure chamber.

"Wow!"

"Told you," Charlie giggled. "This lot must be worth a fortune!"

The room itself was larger than Tilda had expected, perhaps even longer and wider than the family's garage. Yet it was so jam-packed with clutter that there was barely enough room for two people.

A small desk and chair had been pushed into one corner, piled high with ledgers and thick scrolls. Wooden trunks and chests, mostly studded with iron bands and rivets, were stacked in the remaining corners. Yet it was the room's walls that entranced Tilda. They were a kaleidoscope of treasures, reaching forward from centuries past to create the most incredible mural.

Her eyes could barely take it all in; beautiful portraits and landscape paintings hung in carved golden frames across one entire surface. Opposite chainmail shirts, leather jerkins and bronze chest plates watched from the wall like soldiers waiting for battle. Another wall housed heaving shelves piled high with leather-bound books, wax-sealed folders wrapped in ribbon and stacks of what looked like parchment.

"It's incredible." Tilda's heart was racing so hard that she thought it might tear a hole through her chest. Perhaps this was how Howard Carter felt when he crashed through the wall of Tutankhamun's tomb.

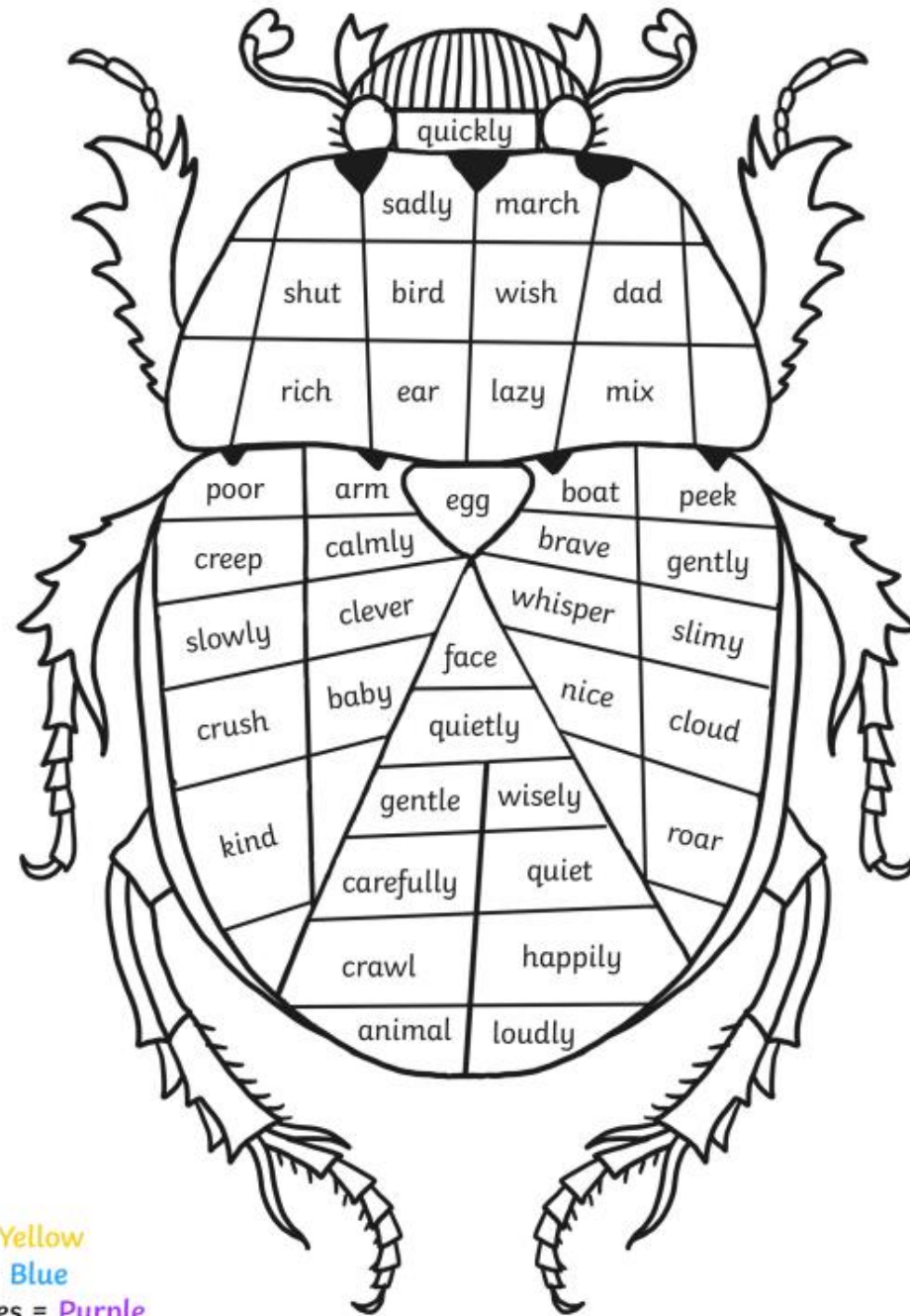
Above her, Charlie plucked a musket from a ceiling hook and peered down its barrel.

"Do you think this thing is loaded?"

Tilda snatched it from him and clambered up into the room. The weapon felt heavy in her hand; the wooden stock had the shape and smoothness that only real fingers could forge.

"We shouldn't touch any of these things," Tilda said, carefully placing the musket back onto its hook. Beside it, a collection of sheathed swords and rifles

Extension:





# Daily Spelling Practice

## Year 3 and 4 Statutory Spellings

accident	caught	eighth	heard	minute	possible	strange
accidentally	centre	enough	heart	natural	potatoes	strength
actual	century	exercise	height	naughty	pressure	suppose
actually	certain	experience	history	notice	probably	surprise
address	circle	experiment	imagine	occasion	promise	therefore
answer	complete	extreme	increase	occasionally	purpose	though
appear	consider	famous	important	often	quarter	although
arrive	continue	favourite	interest	opposite	question	thought
believe	decide	February	island	ordinary	recent	through
bicycle	describe	forward	knowledge	particular	regular	various
breath	different	forwards	learn	peculiar	reign	weight
breathe	difficult	fruit	length	perhaps	remember	woman
build	disappear	grammar	library	popular	sentence	women
busy	early	group	material	position	separate	
business	earth	guard	medicine	possess	special	
calendar	eight	guide	mention	possession	straight	

Spelling practice this week follows a similar format to that of last week. The focus is still on words from the year 3 and 4 spelling list as we want you to know how to spell them.


On the following slide, you will find a cross word to complete. All of the words which you will be looking for are taken from the Year 3 and 4 spelling list (pictured left). Use the clues to work out which words need to be inserted. Be sure to look to see whether it needs to be written across (horizontally) or down (vertically).

Answers (as you know by now) are at the end of the presentation so that you can self mark (no cheating though!) and the idea, this week, is -once you've marked your answers, any words that you struggle to spell off by heart yet become your focus words to practise that day.

**If you are finding it too hard, go back through your spelling book and practise a few of those you've previously got wrong in a test instead. ★**  
**Alternatively, on slides 15 and 16 there are lots of different ways to practise 2 words from the year 3 and 4 list (so you'll know them inside out!) You don't all have to do these slides-they are optional if you've completed the cross word.**

Please don't stress yourselves out unnecessarily!

There will be a slide each day to remind you of various ways to practise the words you're focusing on but the ideas are not exhaustive meaning that you can practise in other ways if you have other ideas.



Across

- 2. Information or warning of something.
- 3. A particular time or event.
- 8. Half of a half.
- 10. Not easy.

Down

- 1. An interrogative sentence.
- 4. To keep apart or divide
- 5. Opposite of artificial.
- 6. Edible part of a plant.
- 7. To explain something.
- 9. Normal.

# Daily spelling practice-words you got wrong in the previous task.

You may choose to do one or each of the following to practise your focus words (these could be common exception words or words you often spell incorrectly if not from the previous crossword task).

1. Practise spelling them by using the strategy: Look, say, cover, write and check.
2. Jot down and make 2 copies of your focus words and ask someone in your house to play 'Snap!' Before you're able to win the pair of cards, you should close your eyes and have a go at spelling the word.
3. Use the focus words you've made. Turn them all over face-down and play matching pairs. Turn over 1 card at a time and attempt to find the one that matches!
4. Make a mnemonic to help you remember how to spell the word (the sillier the better!) e.g. People= **p**eople **e**at **o**ranges **p**igs **l**ike **e**ggs!
5. You could write each letter in a different colour (rainbow writing).
6. Create a word pyramid - s

sc

sci

scie

scien

scienc

science

7. Describe the word to an adult or sibling-you could tell them the word class, what it means but you **must not** say the word!

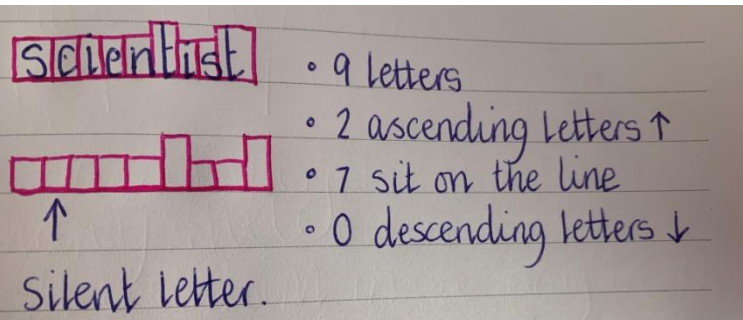
8. Try drawing around the word to help you remember how many letters and the shape of them (see bottom left).

9. You could play 'Hangman' with people in your house-make sure you're accurate when you tell them which letters are/aren't in your chosen words!

10. Write the word backwards.

11. If you have chalk available, write your focus words on the floor to create 'Hopscotch' and when you land on a given word, close your eyes and spell it aloud.

12. Say each letter in turn as you go upstairs or when bouncing on the trampoline (if you have one).





# Statutory Spelling Word Activity Mat: difference

5



Use a dictionary to define the word **difference**.

---

---

---

Add the word **difference** to these sentences.

It will make no \_\_\_\_\_.

“What’s the \_\_\_\_\_?” asked Alice.

What a \_\_\_\_\_ it makes!

We have a \_\_\_\_\_ of opinion.

Write the syllables of the word **difference** inside the hands.



Which word classes does the word **difference** belong to?

noun	verb	adjective
adverb	conjunction	pronoun
preposition	determiner	

Finish off the word **difference**.

diff\_\_\_\_\_

\_\_\_\_\_nce

\_\_\_\_\_ce

di\_\_\_\_\_

Now write the full word.

\_\_\_\_\_

Trace the word **difference**.

difference

difference

difference

Which of these words means the same as **difference**?

disappear

dissimilar

distrust

Write your own sentence containing the word **difference**.

---

---

Edit and improve these words so that they correctly spell the word **difference**.

diference

differance

diffrunce

Optional if you've completed the cross word.

# Statutory Spelling Word Activity Mat: difficult

1



Use a dictionary to define the word **difficult**.

---

---

---

Add the word **difficult** to these sentences.

It is \_\_\_\_\_ to say.  
"What's \_\_\_\_\_ about it?"  
asked Sam.

Do you find it \_\_\_\_\_?  
It was a \_\_\_\_\_ ascent up  
the mountain.

Write the syllables of the word **difficult** inside the hands.



Finish off the word **difficult**.

diff_____	_____cult
_____lt	di_____

Now write the full word.

\_\_\_\_\_

Which word class does the word **difficult** belong to?

noun	verb	adjective
adverb	conjunction	pronoun
preposition	determiner	

Trace the word **difficult**.

difficult

difficult

difficult

Which of these words means the same as **difficult**?

artistic    arduous    simplistic    refined

Write your own sentence containing the word **difficult**.

---

---

Edit and improve these words so that they correctly spell the word **difficult**.

dificult

diffacult

differcult

Optional if you've completed the cross word.

# Maths



Every Wednesday, we will share a 'Hall of Fame' similar to the one in the Year 4 corridor at school.

It will be initials only.

Well done to the children in this week's hall of fame!

Will your name be there next week?

We understand that you may not be able to get involved and are practising your tables in other ways e.g. completing paper booklets, chanting them, saying them as you go up the stairs etc. -that is absolutely fine too!

But if you are able to get involved, we'd love as many of you to do so as possible.



# 10-4-10

Complete in the same way as we do in school. Aim to complete as many questions as you can in 10 minutes. Miss them out if you're spending too long thinking about how to tackle them. You don't need to write the question. Only show your workings if you need to. You should use the squares in your Maths homework book as this will help you set out any written methods.

1. 1000 less than 3,468.
2. 100 more than 987.
3.  $2 \times 4 \times 10$
4.  $5 \times 10 \times 4$
5.  $999 + 2,351 =$
6. Divide 654 by 6.
7.  $390 \times 6 =$
8.  $12 \times \underline{\quad} = 9 \times 4$
9.  $321 \times 1 =$
10. What is the name given to all 4-sided shapes?

## Extension

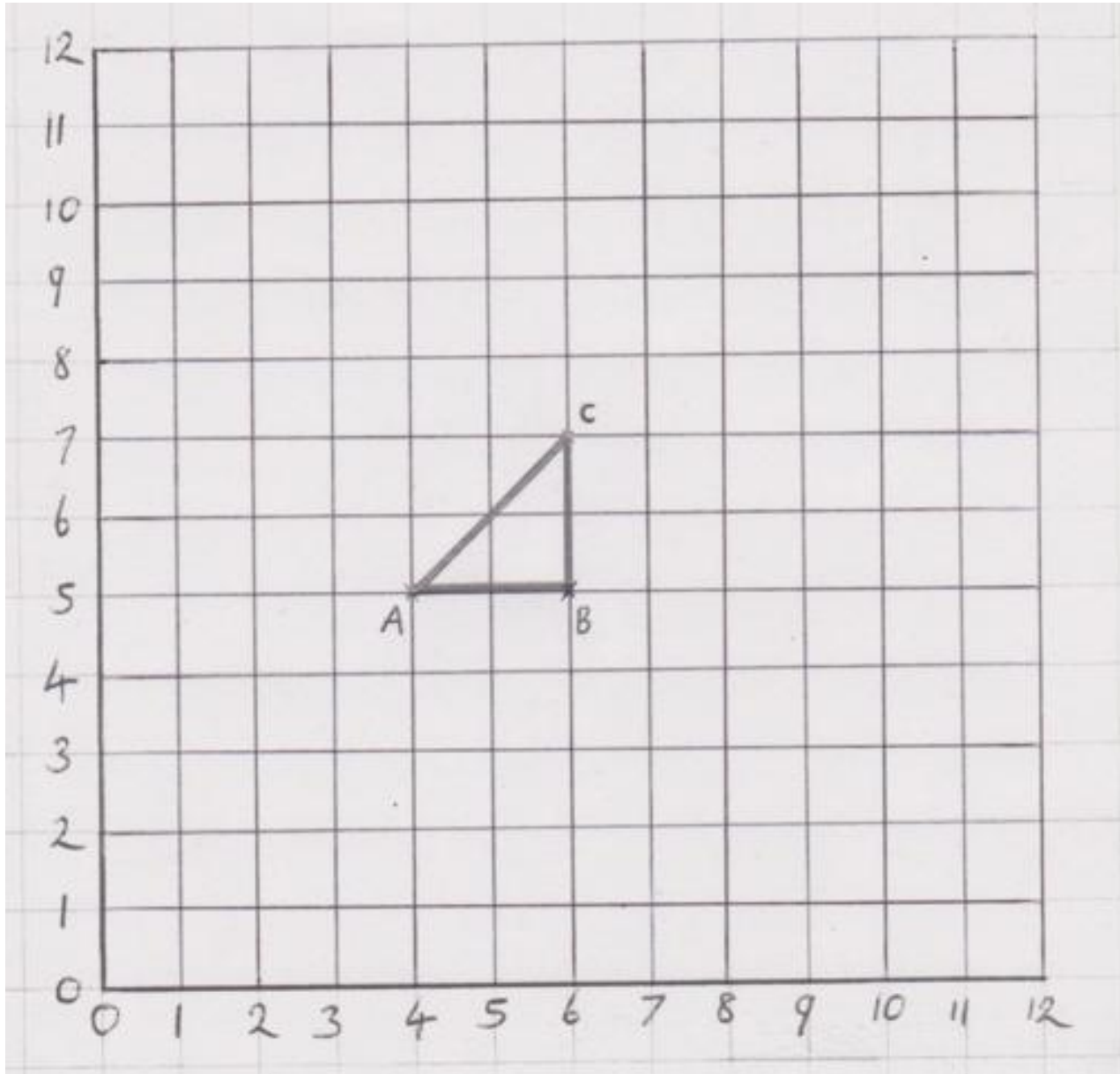
11. How many days in 4 weeks?
12.  $45.8 + \underline{\quad} = 100$
13. What is the product of 25 and 4?
14. How many degrees in a full turn?
15.  $45 \div \underline{\quad} = 0.5 \times 10$
16.  $12.9 + 3.85 =$
17. How many months have exactly 30 days?
18. How many days in the final quarter of the year?
19. How many seconds in 5 and a  $\frac{1}{4}$  minutes?
20. An angle measures  $195^\circ$ , what type of angle is it?

## New learning-you've not been taught this in year 4 before.

W.A.L.T: describe movements between positions as translations of a given unit to the left/right and up/down.

- Today's work builds upon what we did yesterday. If you didn't get round to yesterday's maths lesson-go back and look at yesterday's presentation as it will help you understand how to translate shape a little more.
- On the slides that follow, there are some worksheets for you to have a go at. They are starred. Start with the sheet that has the star you often start on, in maths, and then you can always continue on if you feel confident but **do not** pressure yourself to. Our expectation is that you try to do **1** worksheet. You may wish to print out the worksheet that you have chosen to have a go at or alternatively you could jot down the answers on paper that you have.
- As you're used to by now, the answers are at the end of today's presentation-no cheating though!

Helpful Hint: Do one coordinate at a time-don't try and do the whole shape at once.



Translate this shape in at least two of the four main compass directions (N, E, S, W) by 3 squares. (Do all four compass directions if you fancy the challenge!)

Write the coordinates of the original triangle (do this first!), and the coordinates of the other triangles that you draw.

A of the original shape and A of the shapes translated 3 squares to the North has been done to show you.

NORTH

A) ( 4 , 8 )

B) ( , )

C) ( , )

WEST

A) ( , )

B) ( , )

C) ( , )

ORIGINAL

A) ( 4 , 5 )

B) ( , )

C) ( , )

EAST

A) ( , )

B) ( , )

C) ( , )

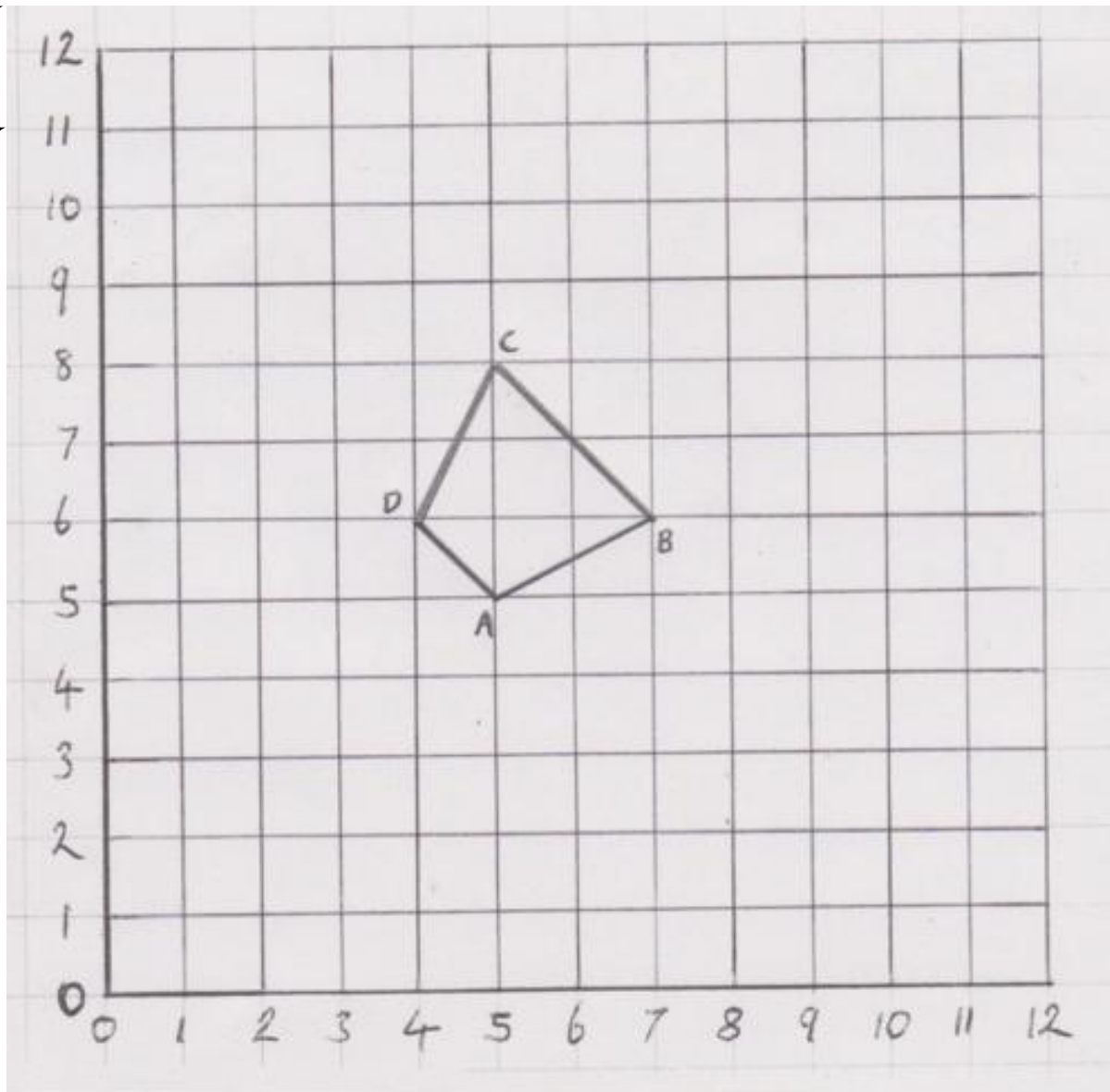

SOUTH

A) ( , )

B) ( , )

C) ( , )





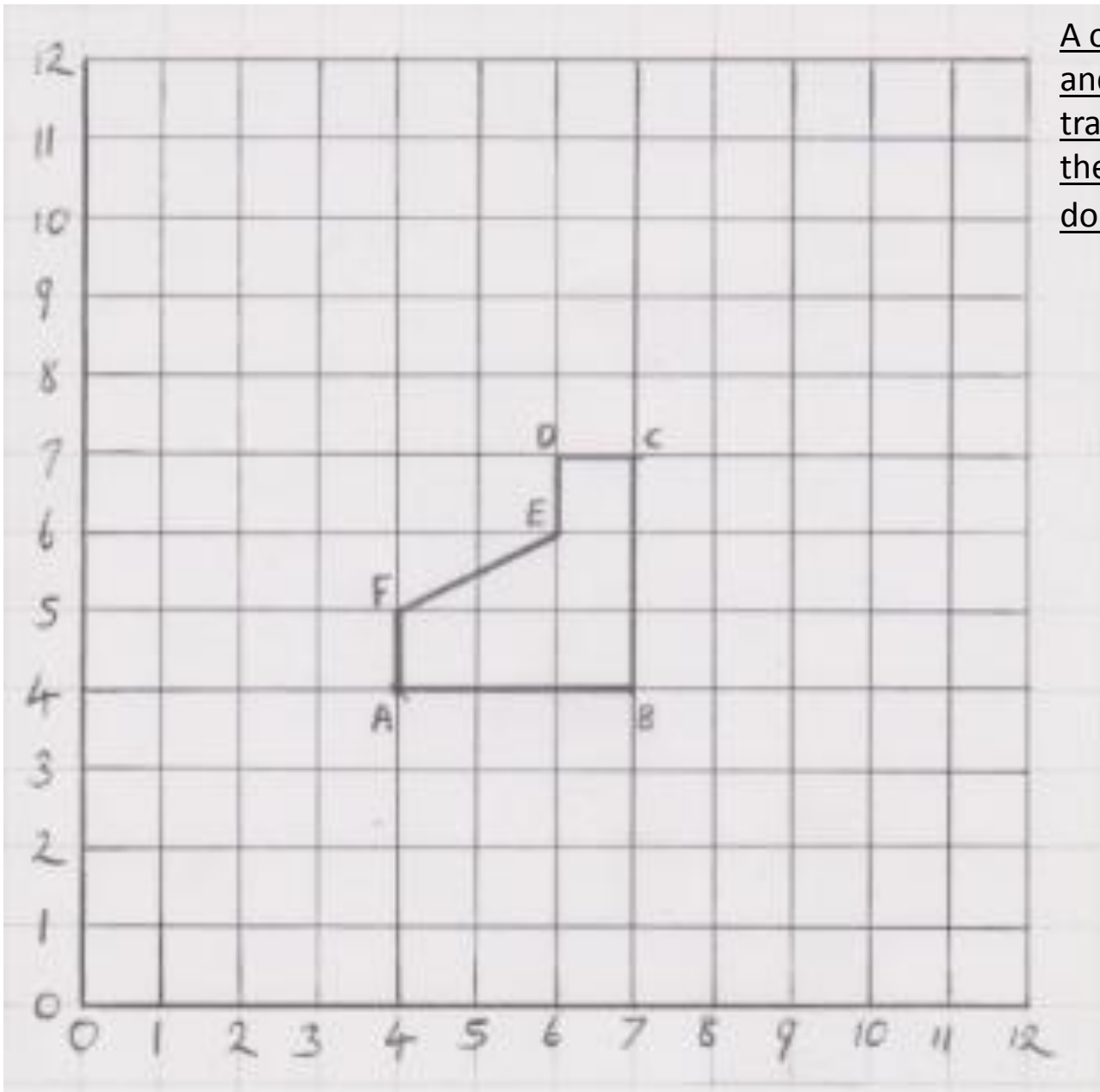
Translate this shape in **at least two** of the four main compass directions (N, E, S, W) by **3 squares**.  
(Do all four compass directions if you fancy the challenge!)

Write the coordinates of the original triangle (do this first!), and the coordinates of the other triangles that you draw. A of the original shape and A of the shapes translated 3 squares to the North has been done to show you.

	<u>NORTH</u>		
	↙	A) ( 5 , 8 )	
		B) ( , )	
		C) ( , )	
		D) ( , )	
<u>WEST</u>		<u>ORIGINAL</u>	<u>EAST</u>
A) ( , )	↘	A) ( 5 , 5 )	A) ( , )
B) ( , )		B) ( , )	B) ( , )
C) ( , )		C) ( , )	C) ( , )
D) ( , )		D) ( , )	D) ( , )
		<u>SOUTH</u>	
		A) ( , )	
		B) ( , )	
		C) ( , )	
		D) ( , )	



Translate this shape in the four main compass directions (N, E, S, W) by **3 squares**.



A of the original shape and A of the shapes translated 3 squares to the North has been done to show you.

NORTH

- A) ( 4 , 7 )
- B) ( , )
- C) ( , )
- D) ( , )
- E) ( , )
- F) ( , )

WEST

- A) ( , )
- B) ( , )
- C) ( , )
- D) ( , )
- E) ( , )
- F) ( , )

ORIGINAL

- A) ( 4 , 4 )
- B) ( , )
- C) ( , )
- D) ( , )
- E) ( , )
- F) ( , )

EAST

- A) ( , )
- B) ( , )
- C) ( , )
- D) ( , )
- E) ( , )
- F) ( , )

SOUTH

- A) ( , )
- B) ( , )
- C) ( , )
- D) ( , )
- E) ( , )
- F) ( , )

**PSHE**

**Wonderful Wednesday**

# Being kind to others and to yourself.


Write down three acts of kindness you can carry out this week to make someone in your house happy.

1)

2)

3)

It is also important to be kind to yourself. Write down three things in the heart templates that you will do this week to be kind to you.

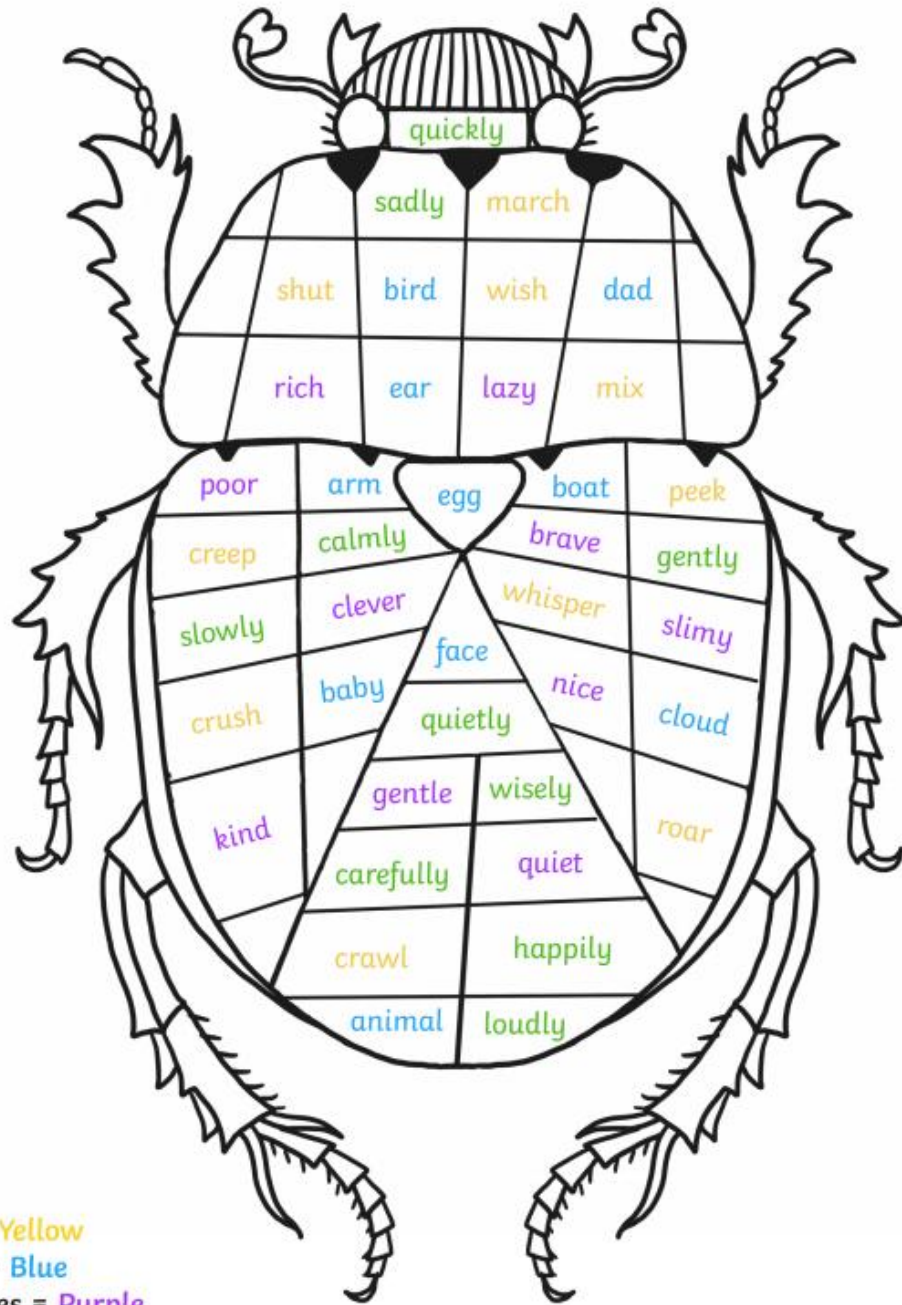




# Answers

# Answers

<u>Adverb</u>	<u>Adjective</u>	<u>Verb</u>	<u>Conjunction</u>	<u>Noun</u>	<u>Pronoun</u>	<u>Proper noun</u>	<u>Determiner</u>	<u>Preposition</u>
Mostly	Secret Wider Small Thick Wooden Beautiful Heavy Real	Giggled Be Create Racing Thought Snatched	And As	Room Garage Clutter Kaleidoscope Ribbon Parchment Heart Musket Ceiling Fingers	Her We	Charlie Howard Carter Tutankhamun	The A Two	Opposite Onto Beside



# Crossword Answers

## Across

2. notice

3. occasion

8. quarter

10. difficult

## Down

1. question

4. separate

5. natural

6. fruit

7. describe

9. regular



# Statutory Spelling Word Activity Mat: difference

5



Use a dictionary to define the word **difference**.

Ways in which people or things are not the same.

---

---

Which word classes does the word **difference** belong to?

<u>noun</u>	verb	adjective
adverb	conjunction	pronoun
preposition	determiner	

Add the word **difference** to these sentences.

It will make no difference.

"What's the difference?" asked Alice.

What a difference it makes!

We have a difference of opinion.

Write the syllables of the word **difference** inside the hands.



Finish off the word **difference**.

<u>difference</u>	<u>differe</u> nce
<u>differe</u> nce	<u>differe</u> nce

Now write the full word.

<u>d</u>	<u>i</u>	<u>f</u>	<u>f</u>	<u>e</u>	<u>r</u>	<u>e</u>	<u>n</u>	<u>c</u>	<u>e</u>
----------	----------	----------	----------	----------	----------	----------	----------	----------	----------

Trace the word **difference**.

difference

difference

difference

Which of these words means the same as **difference**?

disappear      dissimilar      distrust

Write your own sentence containing the word **difference**.

Your own answers-possible answer e.g. What's the difference between 50 and 30?

---

---

Edit and improve these words so that they correctly spell the word **difference**.

<sup>f</sup>  
diference  
↑

<sup>e</sup>  
differnce

<sup>ere</sup>  
diffrance

# Statutory Spelling Word Activity Mat: difficult

1



Use a dictionary to define the word **difficult**.

**Not easy-needs lots of skill or effort.**

---

---

Which word class does the word **difficult** belong to?

noun	verb	<b>adjective</b>
adverb	conjunction	pronoun
preposition	determiner	

Trace the word **difficult**.

difficult

difficult

difficult

Add the word **difficult** to these sentences.

It is **difficult** to say.

“What’s **difficult** about it?”  
asked Sam.

Do you find it **difficult**?

It was a **difficult** ascent up  
the mountain.

Write the syllables of the word **difficult** inside the hands.



Finish off the word **difficult**.

difficult

difficult

difficult

difficult

Now write the full word.

difficult

Which of these words means the same as **difficult**?

artistic **arduous** simplistic refined

Write your own sentence containing the word **difficult**.

**Your own answers-possible answer e.g. These recent times have been very difficult for us all.**

Edit and improve these words so that they correctly spell the word **difficult**.

<sup>f</sup>  
dificult  
↑

<sup>i</sup>  
difficult

<sup>i</sup>  
difficult

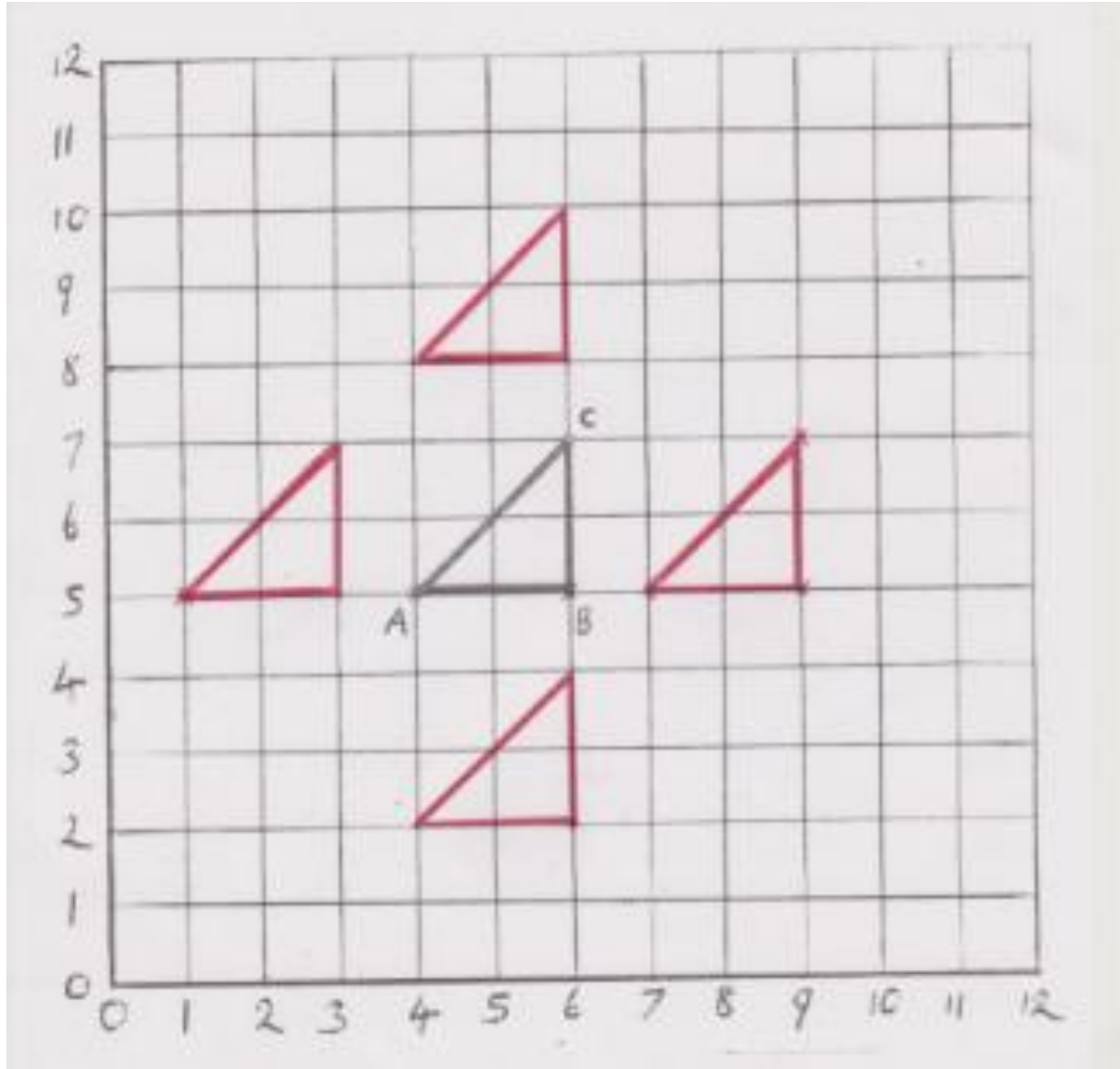
# 10-4-10 **Answers**

Complete in the same way as we do in school. Aim to complete as many questions as you can in 10 minutes. Miss them out if you're spending too long thinking about how to tackle them. You don't need to write the question. Only show your workings if you need to. You should use the squares in your Maths homework book as this will help you set out any written methods.

1. 1000 less than 3,468. **2,468**
2. 100 more than 987. **1,087**
3.  $2 \times 4 \times 10$  **80**
4.  $5 \times 10 \times 4$  **200**
5.  $999 + 2,351 =$  **3,350**
6. Divide 654 by 6. **109**
7.  $390 \times 6 =$  **2,340**
8.  $12 \times \underline{3} = 9 \times 4$
9.  $321 \times 1 =$  **321**
10. What is the name given to all 4-sided shapes? **Quadrilaterals.**

## Extension

11. How many days in 4 weeks? **28**
12.  $45.8 + \underline{54.2} = 100$
13. What is the product of 25 and 4? **100**
14. How many degrees in a full turn? **360**
15.  $45 \div \underline{9} = 0.5 \times 10$
16.  $12.9 + 3.85 =$  **16.75**
17. How many months have exactly 30 days? **4**
18. How many days in the final quarter of the year? **92 days**
19. How many seconds in 5 and a  $\frac{1}{4}$  minutes? **315 seconds**
20. An angle measures  $195^\circ$ , what type of angle is it? **Reflex**



Translate this shape in at least two of the four main compass directions (N, E, S, W) by 3 squares.

(Do all four compass directions if you fancy the challenge!)

Write the coordinates of the original triangle, and the coordinates of the other triangles that you draw.

NORTH

A) ( 4 , 8 )

B) ( 6 , 8 )

C) ( 6 , 10 )

WEST

A) ( 1 , 5 )

B) ( 3 , 5 )

C) ( 3 , 7 )

ORIGINAL

A) ( 4 , 5 )

B) ( 6 , 5 )

C) ( 6 , 7 )

EAST

A) ( 7 , 5 )

B) ( 9 , 5 )

C) ( 9 , 7 )

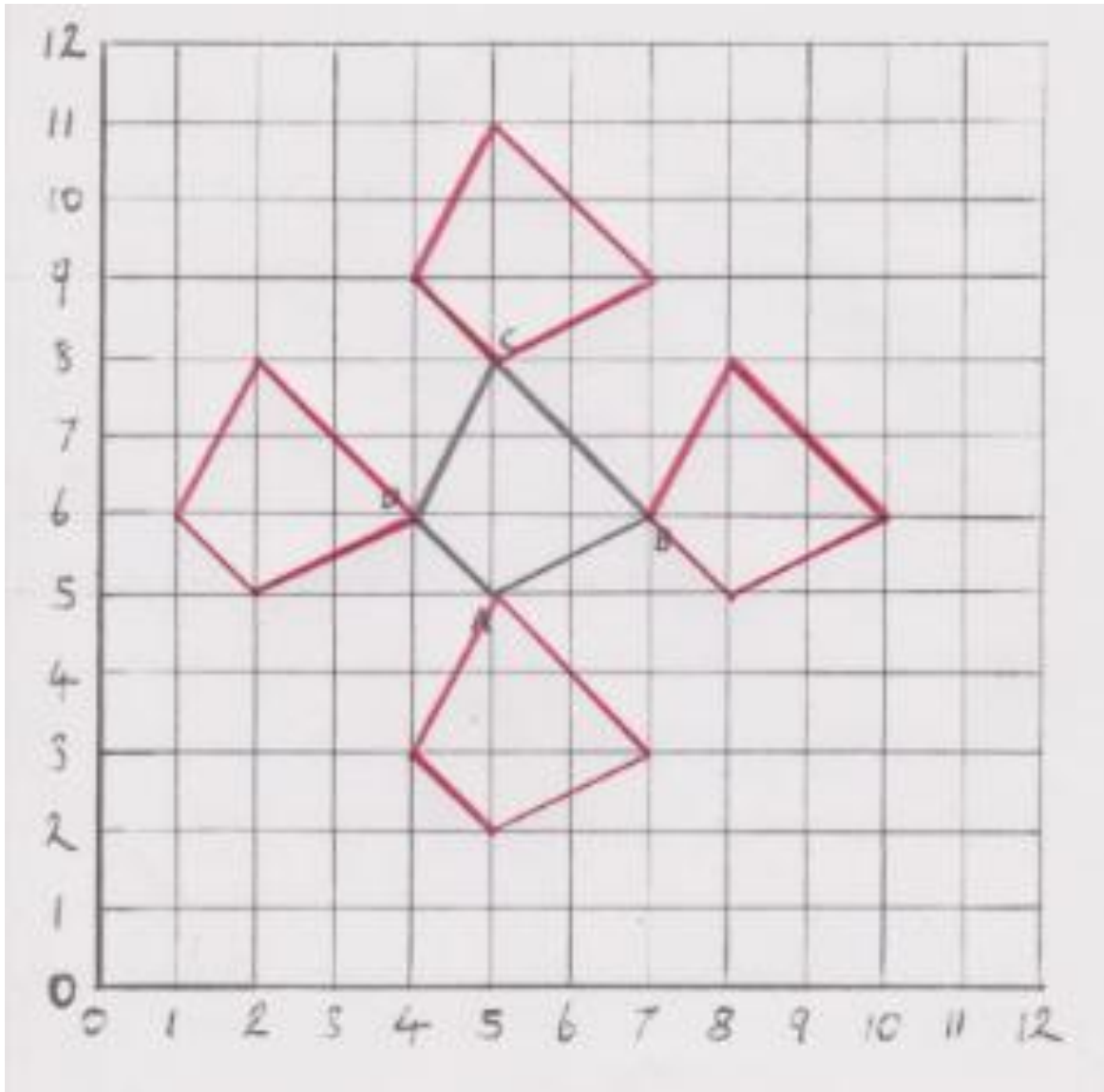
SOUTH

A) ( 4 , 2 )

B) ( 6 , 2 )

C) ( 6 , 4 )





Translate this shape in at least two of the four main compass directions (N, E, S, W) by 3 squares.

(Do all four compass directions if you fancy the challenge!)

Write the coordinates of the original triangle, and the coordinates of the other triangles that you draw.

NORTH

- A) ( 5 , 8 )
- B) ( 7 , 9 )
- C) ( 5 , 11 )
- D) ( 4 , 9 )

WEST

- A) ( 2 , 5 )
- B) ( 4 , 6 )
- C) ( 2 , 8 )
- D) ( 1 , 6 )

ORIGINAL

- A) ( 5 , 5 )
- B) ( 7 , 6 )
- C) ( 5 , 8 )
- D) ( 4 , 6 )

EAST

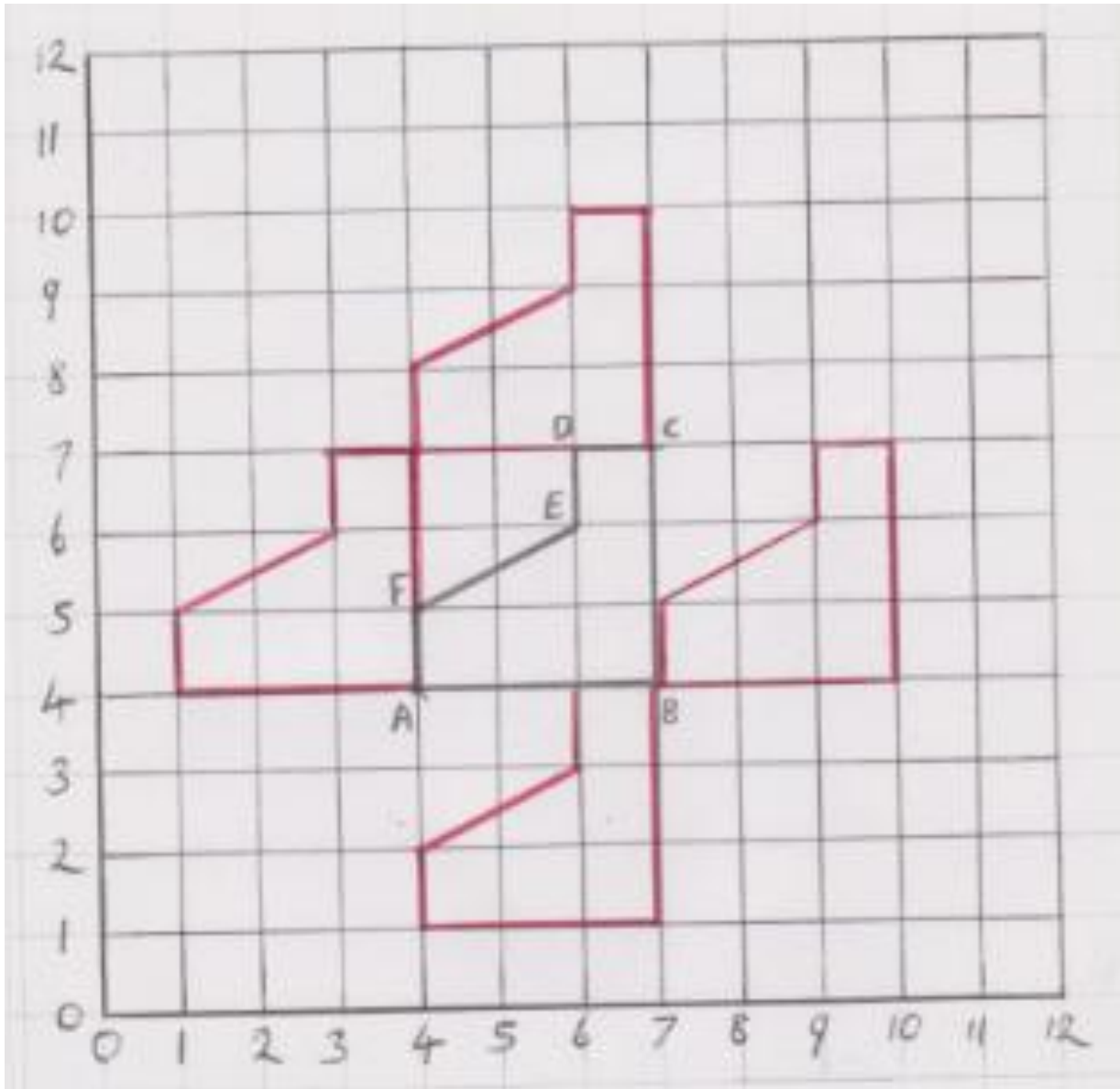
- A) ( 8 , 5 )
- B) ( 10 , 6 )
- C) ( 8 , 8 )
- D) ( 7 , 6 )

SOUTH

- A) ( 5 , 2 )
- B) ( 7 , 3 )
- C) ( 5 , 5 )
- D) ( 4 , 3 )



Translate this shape in the four main compass directions (N, E, S, W) by 3 squares.



NORTH

- A) ( 4 , 7 )
- B) ( 7 , 7 )
- C) ( 7 , 10 )
- D) ( 6 , 10 )
- E) ( 6 , 9 )
- F) ( 4 , 8 )

WEST

- A) ( 1 , 4 )
- B) ( 4 , 4 )
- C) ( 4 , 7 )
- D) ( 3 , 7 )
- E) ( 3 , 6 )
- F) ( 1 , 5 )

ORIGINAL

- A) ( 4 , 4 )
- B) ( 7 , 4 )
- C) ( 7 , 7 )
- D) ( 6 , 7 )
- E) ( 6 , 6 )
- F) ( 4 , 5 )

EAST

- A) ( 7 , 4 )
- B) ( 10 , 4 )
- C) ( 10 , 7 )
- D) ( 9 , 7 )
- E) ( 9 , 6 )
- F) ( 7 , 5 )

SOUTH

- A) ( 4 , 1 )
- B) ( 7 , 1 )
- C) ( 7 , 4 )
- D) ( 6 , 4 )
- E) ( 6 , 3 )
- F) ( 4 , 2 )